



### District Report Card: 2017


<b>State:</b> Arunachal Pradesh	<b>District:</b> West Siang
<b>Class:</b> 5	<b>Subject:</b> Language
<b>Schools:</b> 59	<b>Students:</b> 769


### Participation/Coverage


#### Students

 GENDER	Boys		Girls	
	Number	%	Number	%
	386	50.20	383	49.80

 AREA	Rural		Urban	
	Number	%	Number	%
	629	81.79	140	18.21

 CATEGORY	SC		ST		OBC		GEN	
	Number	%	Number	%	Number	%	Number	%
	32	4.16	585	76.07	29	3.77	123	15.99

 CWSN	LD	VI	HI	S&LD	ID	Oth
	1	0	1	0	0	21

 Management	Government		Government-aided	
	Number	%	Number	%
	657	85.44	112	14.56

### Average Performance of Students in Language (%)

Overall	Gender		Area		Management		Social Group			
	Male	Female	Rural	Urban	Govt.	Aided	SC	ST	OBC	GEN
52.05	51.80	52.31	53.59	45.14	49.50	67.02	42.08	54.74	44.60	43.63

### Performance on Learning Outcomes (LOs)

Learning Outcomes	Description	Average Performance(%)
L504	Reads and comprehends independently storybooks, news items/ headlines, advertisements etc.	50.27
L508	Reads text with comprehension, locates details and sequence of events	52.94

Range of Performance of Students who Answered Correctly							
Below 30%		30% - 50%		50% - 75%		Above 75%	
Number	%	Number	%	Number	%	Number	%
132	17.17	263	34.20	233	30.30	141	18.34

### Lowest Performing Learning Outcomes (LOs)

- 1 - Reads and comprehends independently storybooks, news items/ headlines, advertisements etc. (50.27)
- 2 - Reads text with comprehension, locates details and sequence of events (52.94)